## How it works

Every puzzle hides a picture. You only need ONE black pen.
Each puzzle has its own right-hand page. On the left you'll find its case card: grid size, difficulty, a log for your time and a strip to test your pen.

**1. Look at a square.**
A small dot means: draw a dot. A number stands for a pattern – the key at the bottom of every page shows which one.
**2. Draw that mark in the square.**
Draw the lines from corner to corner, so they meet the lines of the next square.
**3. Keep going – row by row.**
Light marks stay light, dense marks turn dark. Slowly the picture appears.

## The six marks

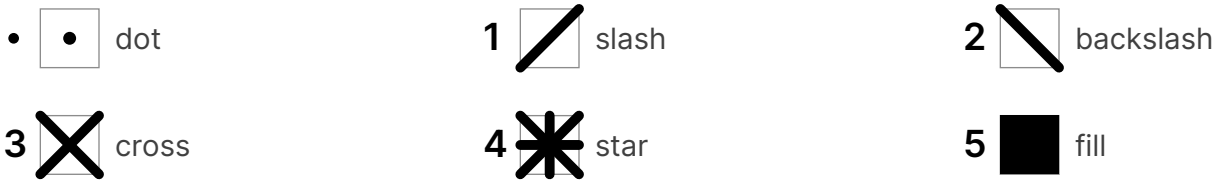


## Example

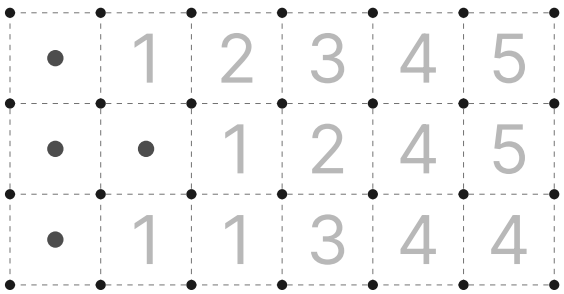

before


after

FREE SAMPLE

### Two mysteries from One Color Vol. 4 · Mystery Wizards & Castles Edition

Print pages 4–7, grab a black pen and start. Solutions at the end · More at colorbynumberdots.com

## Tips for the best result

**The right pen**
A black fineliner or felt-tip pen with a 0.3–0.5 mm tip works best. Gel pens work too. Try your pen on the test strip of the case card first.

**One puzzle per page**
Every puzzle is printed on its own right-hand page. If ink shows through, it lands on the case card behind it – never on another puzzle.

**Corner to corner**
Start and end each line exactly in the corners of the square. Then the lines of neighbouring squares join up into long diagonals, and the finished picture looks smooth.

**Dots are part of the picture**
The small printed dots mark the lightest parts – the background too. Draw a dot right on top of it.

**Fill means fill**
Squares with a 5 are filled completely. They are the darkest parts of the picture.

**No peeking!**
Every puzzle is a mystery – the picture is only revealed while you color. If you get stuck, the solutions are at the end of this sample.

**Relax**
There is no hurry. One puzzle takes about an hour and a half – put on some music, make a cup of tea, and enjoy it.

## Warm-up

try your pen here

Color this little grid before you start. It shows how the six marks turn into light and shadow.



# Mystery #05



## Case file

| | |
|---|---|
| Grid | 46 × 62 squares |
| Squares to draw | 2,852 |
| Difficulty | ●●●●○ |
| Time | about 90 minutes |

## My log

Started _____

Finished _____

Time it took _____

Pen I used _____

My guess before I started _____

My rating ☆ ☆ ☆ ☆ ☆

## Test your pen

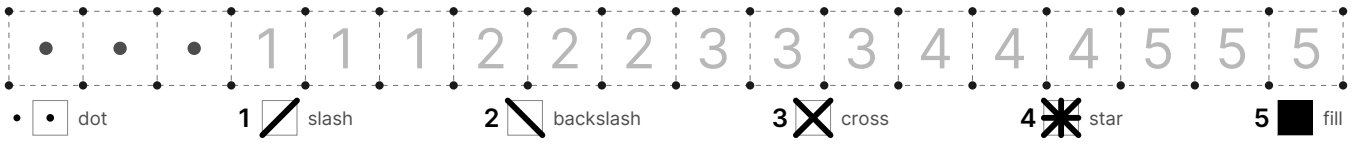


Ink showing through from the puzzle before? No problem – it only lands on this card.

# Mystery #05

Mystery Wizards & Castles Edition



• dot 31.7% 1 slash 12.8% 2 backslash 17.0% 3 cross 15.4% 4 star 14.9% 5 fill 8.2%

# Mystery #26



## Case file

| | |
|---|---|
| Grid | 46 × 62 squares |
| Squares to draw | 2,852 |
| Difficulty | ●●○○○ |
| Time | about 75 minutes |

## My log

Started _____

Finished _____

Time it took _____

Pen I used _____

My guess before I started _____

My rating ☆ ☆ ☆ ☆ ☆

## Test your pen

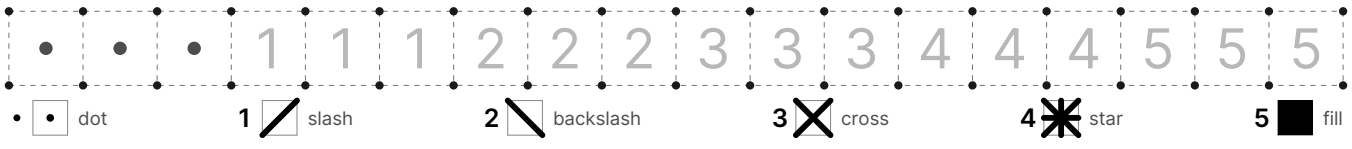


Ink showing through from the puzzle before? No problem – it only lands on this card.

# Mystery #26

Mystery Wizards & Castles Edition



• dot 42.0% 1 slash 10.7% 2 backslash 12.9% 3 cross 20.0% 4 star 12.1% 5 fill 2.3%

# Solutions



**#05**



**#26**



# Want 48 more?

These two mysteries come from One Color: Mystery Wizards & Castles Edition.

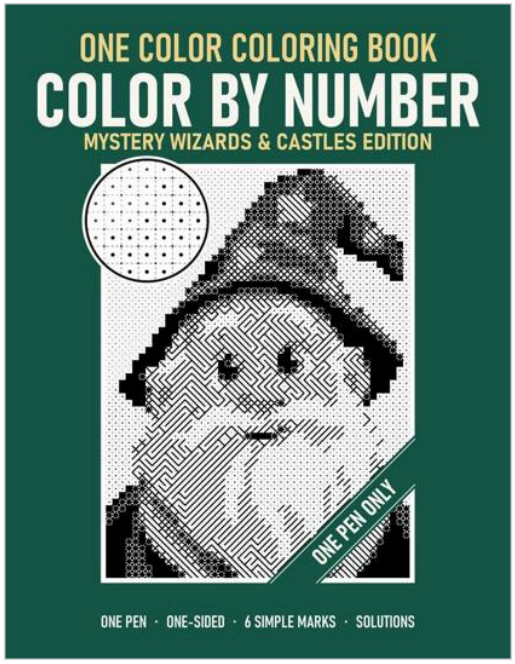


## Mystery Wizards & Castles Edition

- 50 hidden pictures
- Just one black pen – six simple marks
- Case cards and all solutions included
- Paperback or printable PDF – on the book page

**See the book →**

**More free samples →**

## More One Color books

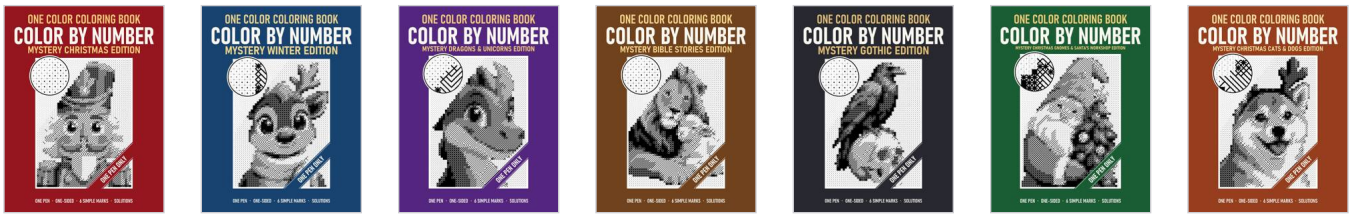


**All 8 One Color books as one PDF bundle →**