How it works

Every puzzle hides a picture. You only need ONE black pen.
Each puzzle has its own right-hand page. On the left you'll find its case card: grid size, difficulty, a log for your time and a strip to test your pen.

1. Look at a square.
A small dot means: draw a dot. A number stands for a pattern – the key at the bottom of every page shows which one.
2. Draw that mark in the square.
Draw the lines from corner to corner, so they meet the lines of the next square.
3. Keep going – row by row.
Light marks stay light, dense marks turn dark. Slowly the picture appears.

The six marks

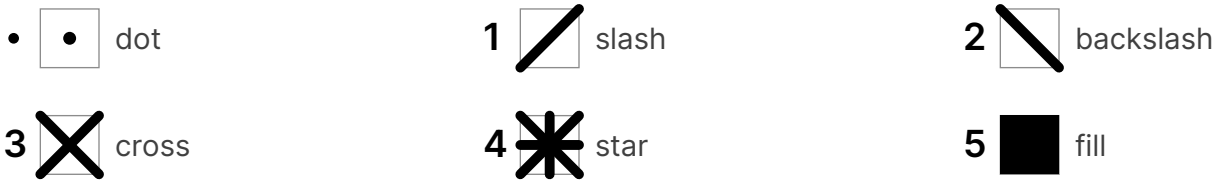

Example

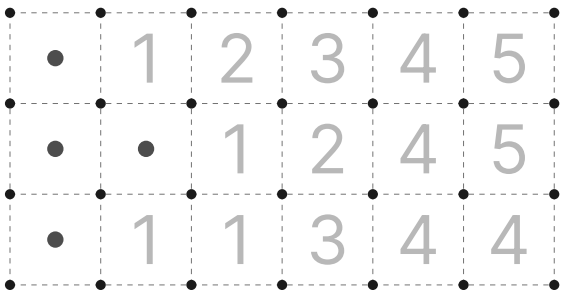

before


after

FREE SAMPLE

Two mysteries from One Color Vol. 2 · Mystery Winter Edition

Print pages 4–7, grab a black pen and start. Solutions at the end · More at colorbynumberdots.com

Tips for the best result

The right pen
A black fineliner or felt-tip pen with a 0.3–0.5 mm tip works best. Gel pens work too. Try your pen on the test strip of the case card first.

One puzzle per page
Every puzzle is printed on its own right-hand page. If ink shows through, it lands on the case card behind it – never on another puzzle.

Corner to corner
Start and end each line exactly in the corners of the square. Then the lines of neighbouring squares join up into long diagonals, and the finished picture looks smooth.

Dots are part of the picture
The small printed dots mark the lightest parts – the background too. Draw a dot right on top of it.

Fill means fill
Squares with a 5 are filled completely. They are the darkest parts of the picture.

No peeking!
Every puzzle is a mystery – the picture is only revealed while you color. If you get stuck, the solutions are at the end of this sample.

Relax
There is no hurry. One puzzle takes about an hour and a half – put on some music, make a cup of tea, and enjoy it.

Warm-up

try your pen here

Color this little grid before you start. It shows how the six marks turn into light and shadow.



Mystery #08

Case file

Grid	46 × 62 squares
Squares to draw	2,852
Difficulty	●●●●○
Time	about 90 minutes

My log

Started _____

Finished _____

Time it took _____

Pen I used _____

My guess before I started _____

My rating ☆ ☆ ☆ ☆ ☆

Test your pen

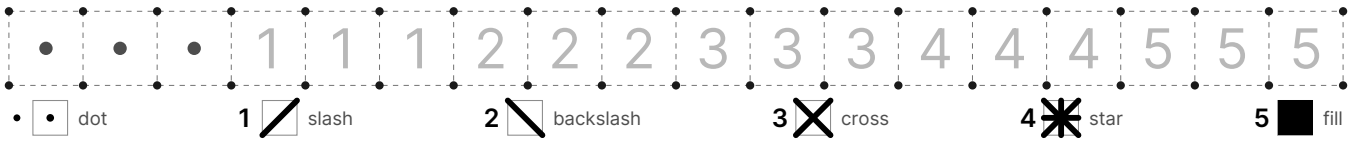

Ink showing through from the puzzle before? No problem – it only lands on this card.

Mystery #08

Mystery Winter Edition



• dot 38.7% 1 slash 12.5% 2 backslash 10.1% 3 cross 10.3% 4 star 12.9% 5 fill 15.6%

Mystery #40

Case file

Grid	46 × 62 squares
Squares to draw	2,852
Difficulty	●●○○○
Time	about 80 minutes

My log

Started _____

Finished _____

Time it took _____

Pen I used _____

My guess before I started _____

My rating ☆ ☆ ☆ ☆ ☆

Test your pen

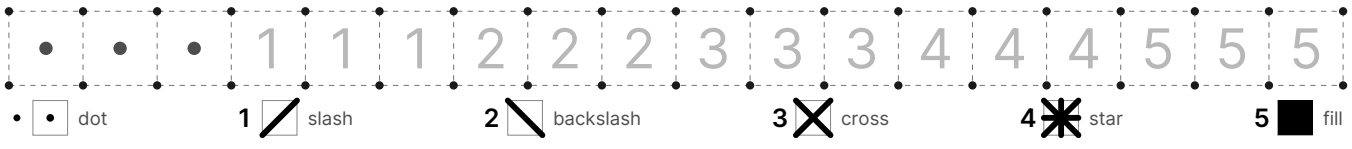

Ink showing through from the puzzle before? No problem – it only lands on this card.

Mystery #40



• dot 45.8% 1 slash 7.3% 2 backslash 12.3% 3 cross 13.7% 4 star 10.9% 5 fill 9.9%

Solutions

#08



#40



Want 48 more?

These two mysteries come from One Color: Mystery Winter Edition.

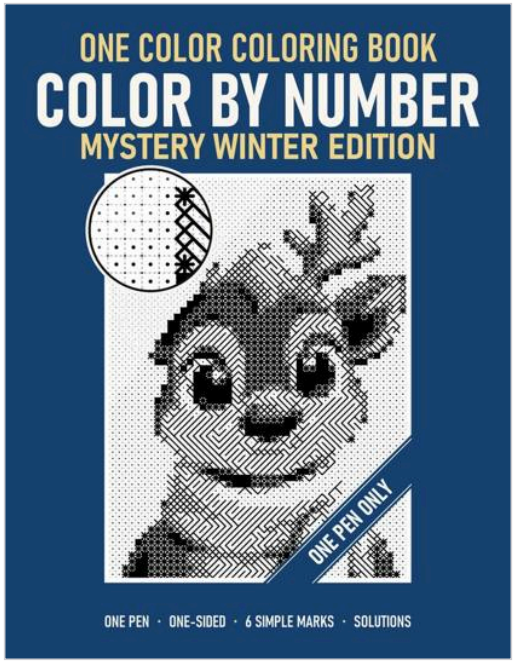

Mystery Winter Edition

- 50 hidden pictures
- Just one black pen – six simple marks
- Case cards and all solutions included
- Paperback or printable PDF – on the book page

See the book →

More free samples →

More One Color books

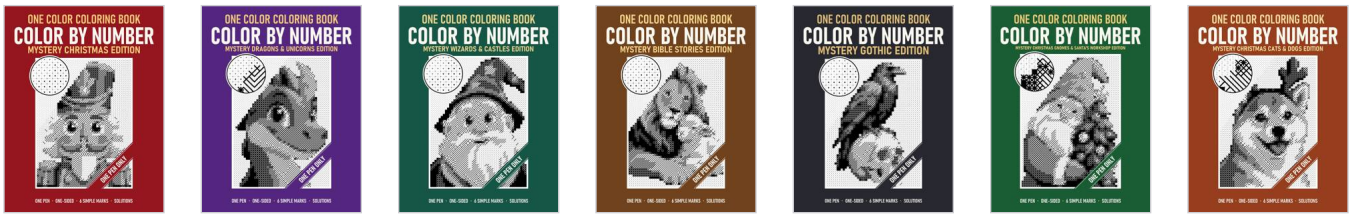

All 8 One Color books as one PDF bundle →